

CLASS- MANAGEMENT

Teachers are like candles who burn themselves to enlighten the lives of others.



Ground rules

- **All will Participate.**
- **Mobile phones on the silent mode.**
- **Time-Management for assigned activities is must.**
- **Mutual Respect for each-other.**
- **Team-Work - Do not use word “I” use “WE”.**
- **Non-Judgemental.**
- **Seek Permission to Ask/Speak.**



Objectives Of The Seminar

What?

Why?

How?



Today's Scenario

- **Children Today are Different.**
- **Children Grow too Early.**
- **They get too much too soon.**
- **Energy in Children needs to be channelized.**

**Hi Tech Mini
Kids**



Continue----

- Working Parents.
- Outsourcing Parenting.
- Changing Family System.
- Parents Becoming ATM.



Challenges in the Teaching Profession

HIGH TECH MINI ADULTS



HIGH TECH MINI ADULTS

Other challenges

- **Big Class-room.Child-Teacher ratio.**
- **Traditional Sitting Arrangement.**
- **Each child is unique with a different Learning Style.**
- **Low Tolerance in Children.**
- **Parents / Society/ Students disrespect Teachers.**

Other Challenges---

- **Keeping Pace with Technology Advancements.**
- **Education Policies on Child Rights. Not teacher rights.**
- **Profession by chance & not by choice.**
- **Lack of Skills & Motivation.**
- **Too distracted children.**



Behavior Issues In the Class

- **Making Class Cafeteria.**
- **Children Test Limits of Teachers.**
- **They challenge the Authority of Teachers.**
- **They Don't like to be Lectured.**
- **Attention Seekers in the Class.**
- **Deprive keen Learners from Learning.**
- **Too Talkative and Loud.**
- **Irregularity in submitting assignments.**

More Issues ---

- **Time Waster activities to distract Teachers.**
- **“I Know all” attitude Children.**
- **Name Calling & Other inappropriate behaviour.**
- **Disinterested Children.**
- **Children with Special Needs**

PRAISE & REPRIMANDS

Researches found that from second grade to junior high school, the average rate of teacher reprimands in the classroom is once every 2 minutes. After 2nd grade, the rate of teacher praise declines rapidly, with the rate of reprimands almost always exceeding praise rates.



EFFECTIVE TEACHING



DIFFERENT ROLES OF A TEACHER

- A Role Model(activity)
- Disciplinarian
- Good Communicator
- Classroom Manager
- Counselor
- A Visionary



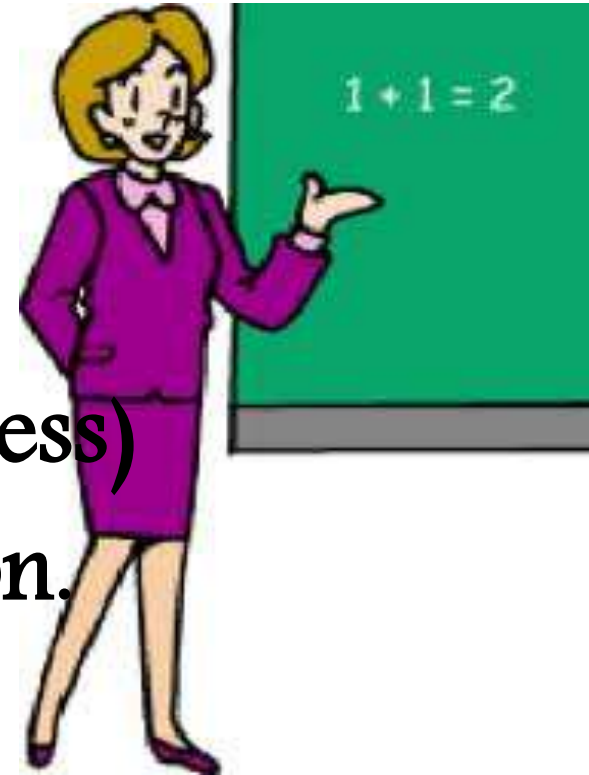
DIFFERENT ROLES OF A TEACHER

- Developer
- Facilitator
- Builder
- Organizer
- Trainer



THESE ROLES REQUIRE-----

- Effective personality.
- Command on the subject.
- Teaching & other skills
(Planning/TM/Coping with stress)
- Positive attitude/ Energy/passion.
- Knowledge of methodology.
- Technology savvy.



PERSONALITY OF A TEACHER

MOTIVATIONAL SKILLS OF A TEACHER.



A GOOD TEACHER EXPLAINS



THE BETTER ONE DEMONSTRATES



THE BEST ONE INSPIRES

Power of the Spoken Word.


Check Your Vocabulary

ABCDEFGHIJKLMNOPQRSTUVWXYZ.ABCDEFGHIJK

RAPPORT BUILDING & ENTRY TO CLASS

(PUNCTUALITY/ APPEARANCE / GREETING / GESTURES)

SMILE & LAUGHTER



**is the Shortest Distance between
the two persons,
Use it !!**

WELL PREPARED LESSONS

“All battles are won before they are fought.” Proper Plan.



Managing The Class.



“Because we ignored the whispers
We created the shouting behavior.
The idea is to listen as soon as
possible so that the person
does not have to keep shouting.”

Sooner the Better.

Do not ignore the first offenders.



MANAGING THE CLASS

- Assert your authority well and set rules.
- Students usually know what “NOT” to do, but often don’t know what “TO DO”.
- Rules prevents behavior problems and saves instructional time.
- Just knowing what to do is not enough. Teach them to Practice them.
- What happens when I follow rules & vice versa.

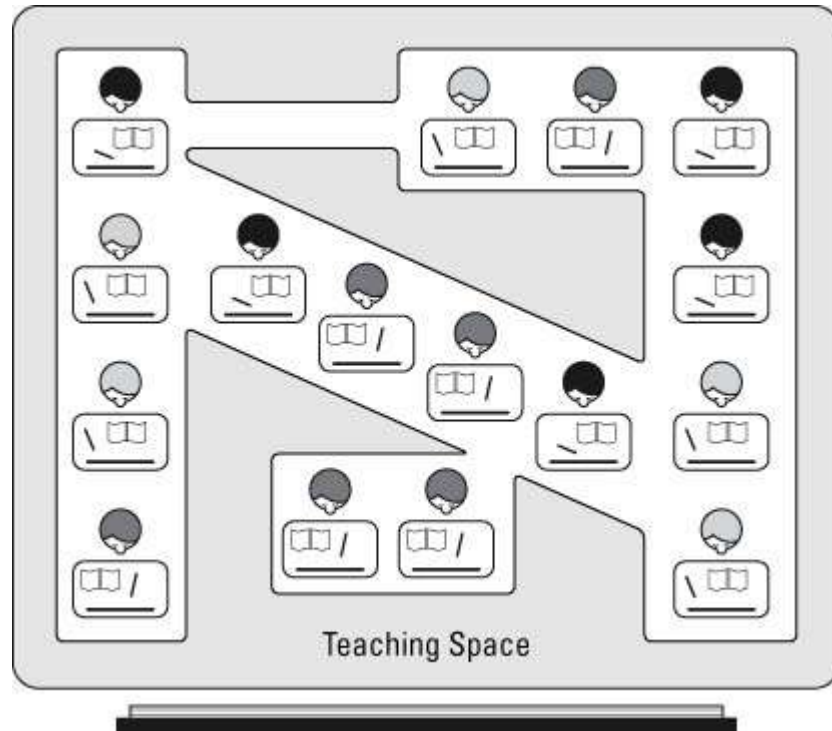


DO'S OF THE TEACHER


- ❖ Get the class in control mode.
- ❖ Own movement in the class is vital.
 - Sitting arrangement varies.
- ❖ Make eye contact with your students.
- ❖ Avoid verbal crutches.
- ❖ Avoid hindrance using blackboard.
- ❖ Enter class with positive feelings.



Sitting Arrangement



Sitting Arrangement



More..



DO'S OF THE TEACHER

- ❖ How you teach is more important than what you teach.
- ❖ Create learning Environment & making Joyful learning.
- ❖ Be a teacher to the student and not a friend.
- ❖ Engage students. (25% instruct & 75% let them learn.)
- ❖ Shuffling of seats & sections.
- ❖ Be firm and fair.



DONT'S FOR TEACHERS

(SITUATION)

- Do not confront & no sarcastic comments.
- Do not give too many breaks.
- Do not keep the grudges for long.
- Do not be apologetic.
- Do not give hollow threats.
- Do not ignore the behavior requiring strict disciplinary action.
- Not to sit & teach.



The ineffective teacher is the one doing all the work!