MINUTE MEASUREMENTS

YOU NEED

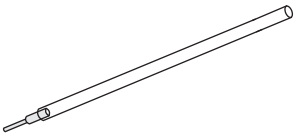

Empty Refill

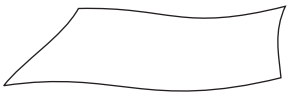

Strip of Paper

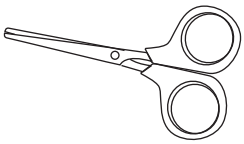

Scissors

1

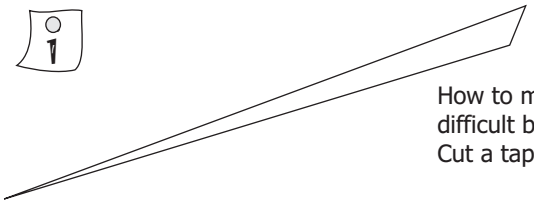

How to measure the internal diameter of a refill? It looks difficult but it's easy.
Cut a taper strip from a piece of paper.

2

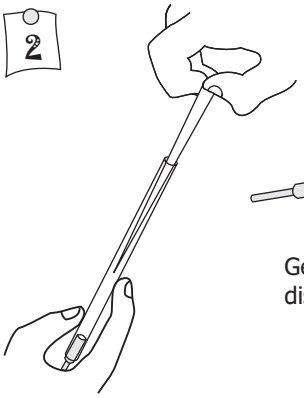

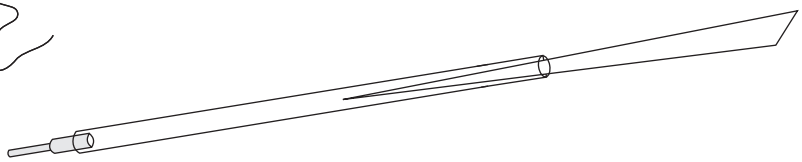

Gently put the thin end of the strip into the plastic refill. It will only go a certain distance and no more. Don't push the strip.

3

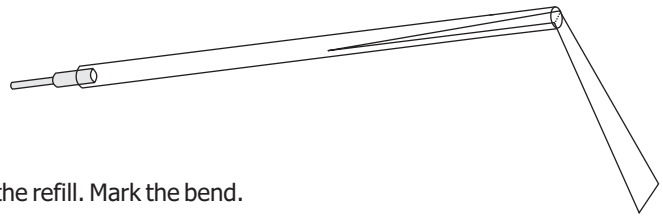

Bend the paper strip at the end of the refill. Mark the bend.

4

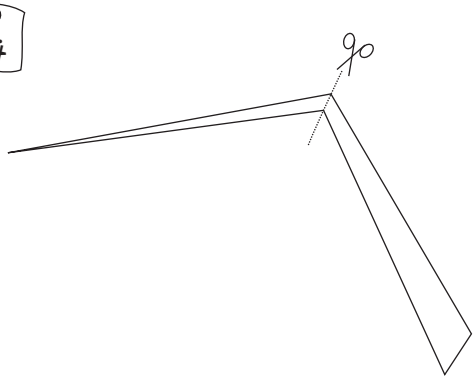

Remove the strip, straighten and cut it at the bend.

5

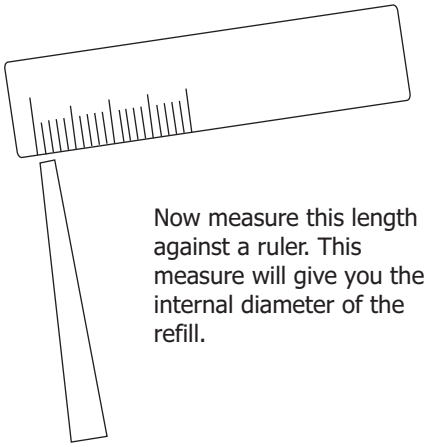

Now measure this length against a ruler. This measure will give you the internal diameter of the refill.