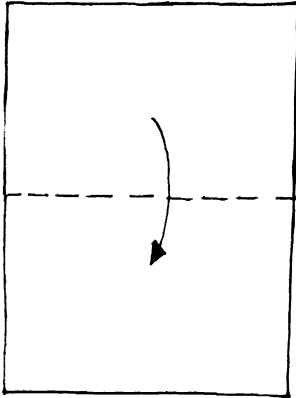
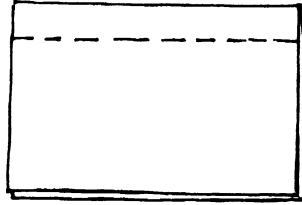


NEHRU CAP

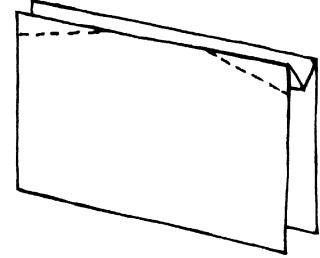
Boys in rural schools still wear this national cap to school. It just needs half a newspaper.



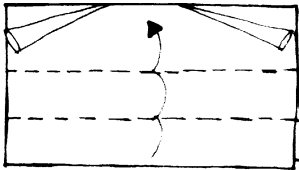
1. Take a double spread newspaper sheet. Cut it into half. Fold it in half from top to bottom.



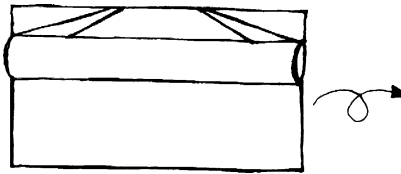
2. Fold a strip of 3-cm from the top into a channel.



3. Fold the left and right hand corners of the top layer along the dotted lines as shown.



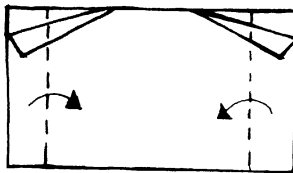
4. Fold the bottom edge of the top layer twice over along the dotted lines.



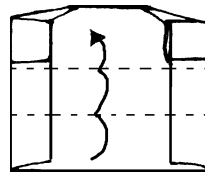
5. At this stage the model will look like this. Now turn over.



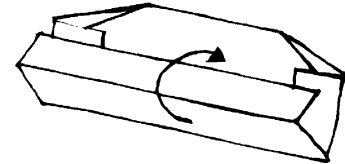
6. Fold the left and right corners along the slanted dotted lines as earlier.



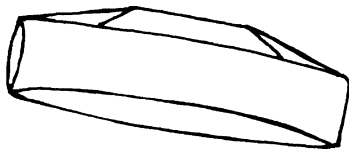
7. Fold the two vertical edges inwards along the dotted lines.



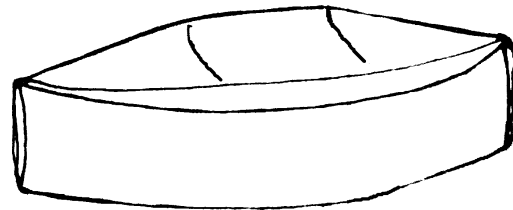
8. Fold the bottom edge twice over along the dotted lines.



9. Finally tuck the flap into the pocket.



10. This cap can be made to fit any size of head by adjusting the vertical folds in step 7.



11. This sleek and elegant cap can be flattened when not in use.

(Pix by Avinash Deshpande)