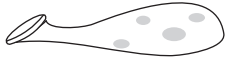



BALLOON SPINNER


YOU NEED



Balloon



Bent Straw

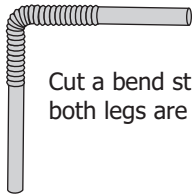
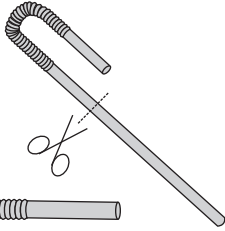


Rubber Bands



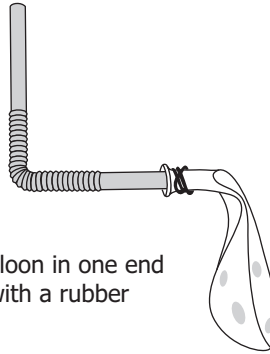
Scissors

1



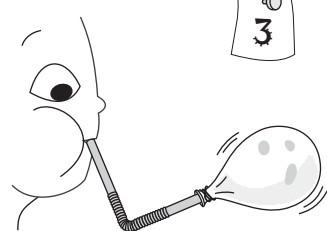
Cut a bent straw so that both legs are equal.

2




Place a balloon in one end and tie it with a rubber band.

3



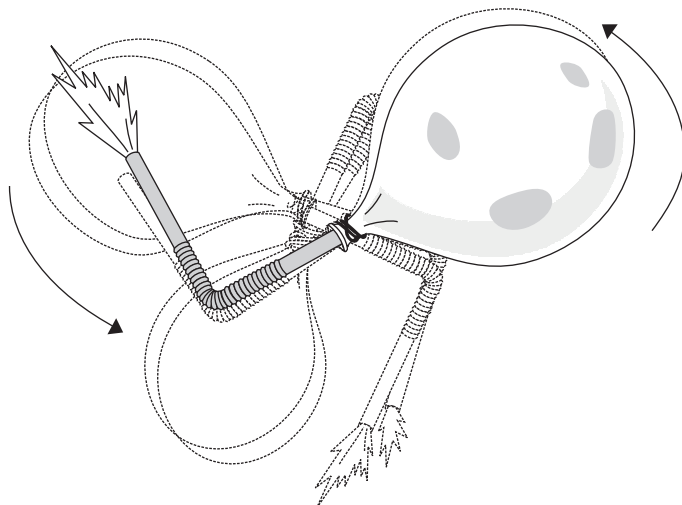
Inflate the balloon.

4



Close the end of the straw with your finger and place it on the floor.

5



The air will eject from the end of the straw and the balloon will rotate in circles.

