

# CD TOP

## YOU NEED



Marble



Old CD



Color card disc



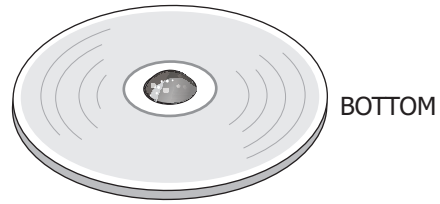
Rubber Glue

1



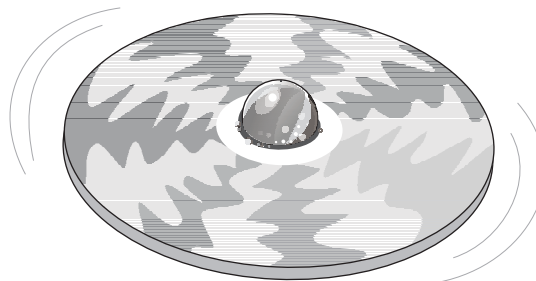
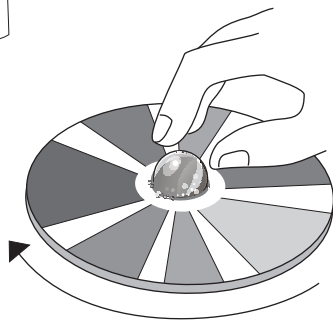
Stick a marble in the CD hole with rubber glue. Allow the glue to dry.

2



The top of the marble will provide the grip for spinning the CD. The CD top will spin on the marble pivot. It's an ideal top - with a low center of gravity and large moment of inertia.

3



Stick a Newton's Color card disc on the CD. On spinning the CD top the colors will mix and you will see a grayish white.