


BOTTLE PLANTERS

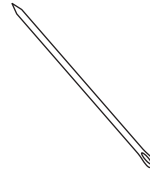
YOU NEED



Old Plastic Bottles



Strong String




Needle




Scissors

1



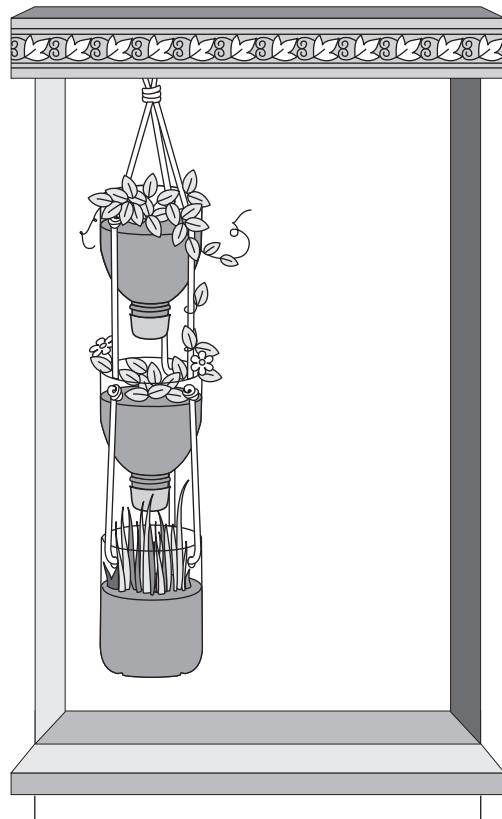
Cut two conical tops and one base from old plastic bottles. Make holes in the lids to drain the excess water.

2



Join the cut bottles as shown with a strong string.

3



Place soil and grow plants. Hang the planter from a window sill. Don't forget to water it regularly.