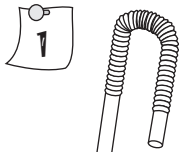

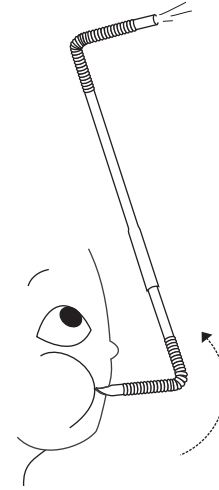
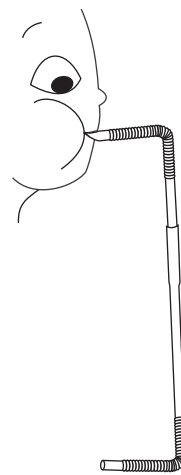
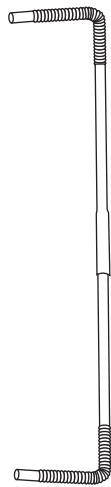
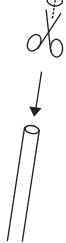


ELEPHANT'S TRUNK

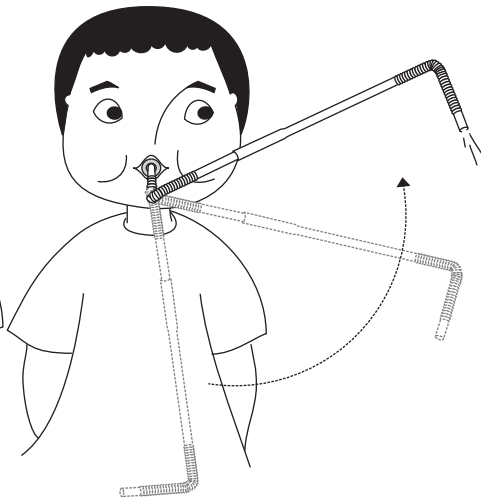

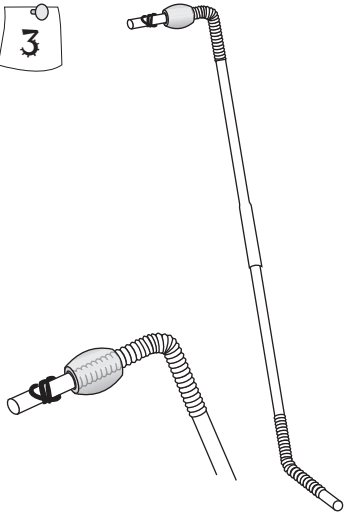
YOU NEED



Take two bend straws. Make a 2-cm cut along the length of one. Press this cut and insert it in the other straw. This will make a longer straw.



Keep both ends bent in the same direction. When you blow the straw will lift up like an Elephant's trunk.



Place a loose bead on a short end and wrap a rubber band as a stopper. The two short ends will be in different planes. On holding the bead in the mouth and blowing the straw will rotate in circles.